



ಬೃಹತ್ ಬೆಂಗಳೂರು ಮಹಾನಗರ ಪಾಲಿಕೆ  
Bruhat Bengaluru Mahanagara Palike



# BBMP COVID-19 WAR ROOM 02.05.2023

BBMP / COVID-19 WAR ROOM / BULLETIN – 1135/ 02.05.2023 / #BBMPfightsCOVID19



# OVERVIEW OF COVID-19 IN BENGALURU

**CASE TRENDS** ACTIVE CASES **608**

Confirmed Cases

**164**

18,85,759<sup>#</sup>

Recovered Cases

**212**

18,68,154<sup>#</sup>

Death Cases

**0**

16,997<sup>#</sup>



**HOSPITALIZATION**

**39**

ICU – V

-

ICU

**11**

HDU

-

General

**28**

INCLUDES GOVT. QUOTA AND PRIVATE WALK-IN HOSPITALIZATION



**VACCINATION**

**0**

2,07,00,329<sup>#</sup>

First Dose

**0**

96,89,791<sup>#</sup>

Second Dose

**0**

95,11,528<sup>#</sup>

Precaution Dose

**0**

14,99,010<sup>#</sup>



**TRIAGING**

MTU

**5**

Tele Triage

**157**



**ACTIVE CZs**

**0**

MCZs (< 5 cases)

**0**

Clusters (> 5 cases)

**0**



**TESTING**

**2,086**

3,23,37,227<sup>#</sup>

Positivity :2.89%

\*FOR LAST 7 DAYS

RAT

**847**

RTPCR

**1,239**

# : indicates cumulative numbers till date



# ABSTRACT OF COVID-19 SCENARIO IN BENGALURU



	MALE			FEMALE			TRANSGENDER			TOTAL		
	Last 24 Hours	Last 7 Days	Cumulative	Last 24 Hours	Last 7 Days	Cumulative	Last 24 Hours	Last 7 Days	Cumulative	Last 24 Hours	Last 7 Days	Cumulative
<b>Positive Cases</b>	78	419	11,11,435	86	433	7,74,128	0	0	196	<b>164</b>	<b>852</b>	<b>18,85,759</b>
<b>Recovered Cases</b>	108	749	10,98,801	104	747	7,68,223	0	0	187	<b>212</b>	<b>1,496</b>	<b>18,68,154</b>
<b>Death Cases</b>	0	0	10,766	0	0	6,227	0	0	4	<b>0</b>	<b>0</b>	<b>16,997</b>
<b>Total Tests Done</b>	<b>In Last 24 hrs. : 2,086</b>			<b>In last 7 days : 29,490</b>			<b>Cumulative : 3,23,37,227</b>					
<b>Vaccine Doses Administered</b>	<b>In Last 24 hrs. : 0</b>			<b>In last 7 days : 122</b>			<b>Cumulative : 2,07,00,329</b>					
<b>ACTIVE CASES</b>									<b>608</b>			

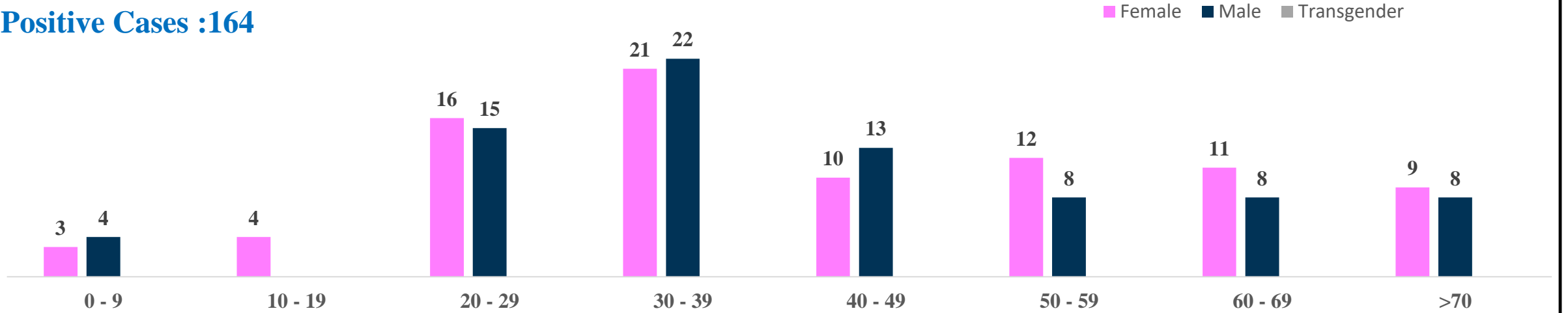
\*Covid deaths occurred today : 00 | Covid deaths occurred beyond last 24hrs., reported today : 00



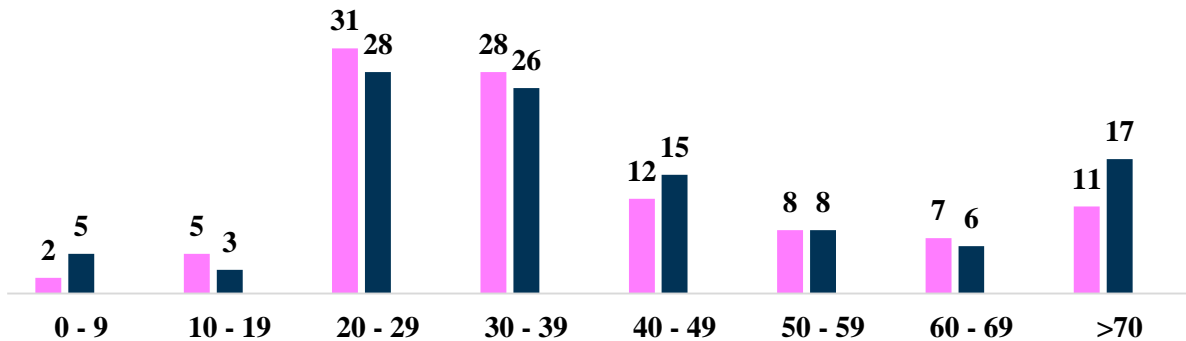
# LAST 24 HOURS AGE GROUP AND GENDER WISE DISTRIBUTION



## Positive Cases :164



## Recovered Cases : 212



## Death Cases : 0

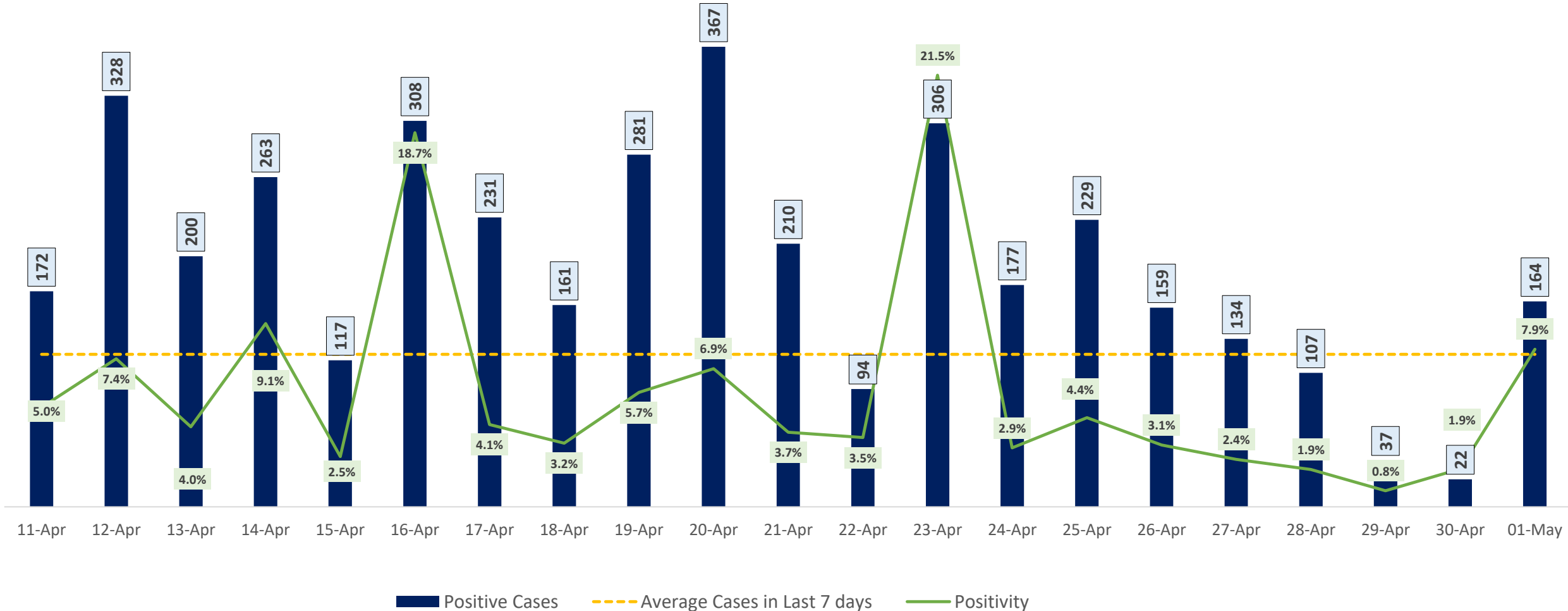
0 to 9 10 to 19 20 to 29 30 to 39 40 to 49 50 to 59 60 to 69 >=70



# POSITIVITY RATE OF BENGALURU – LAST 21 DAYS



Average Cases in Last 7 days : 122

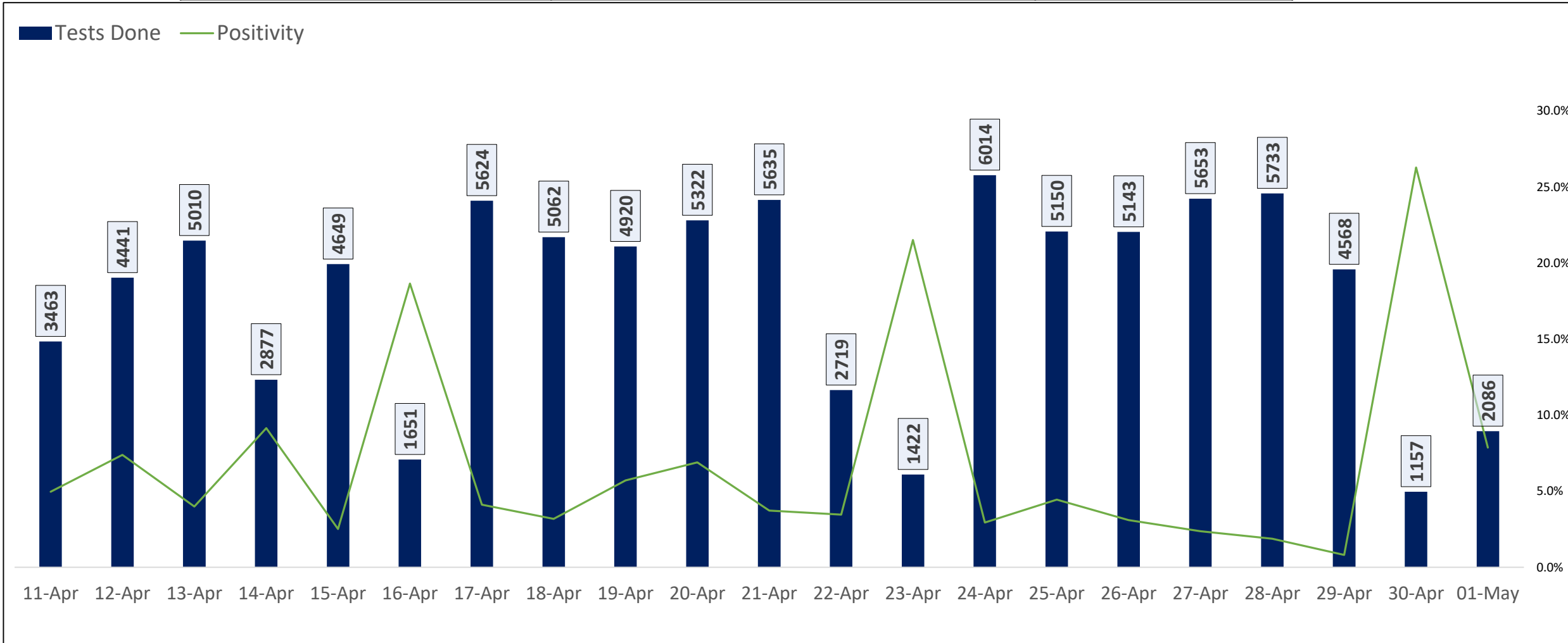




# TESTING TRENDS IN BENGALURU

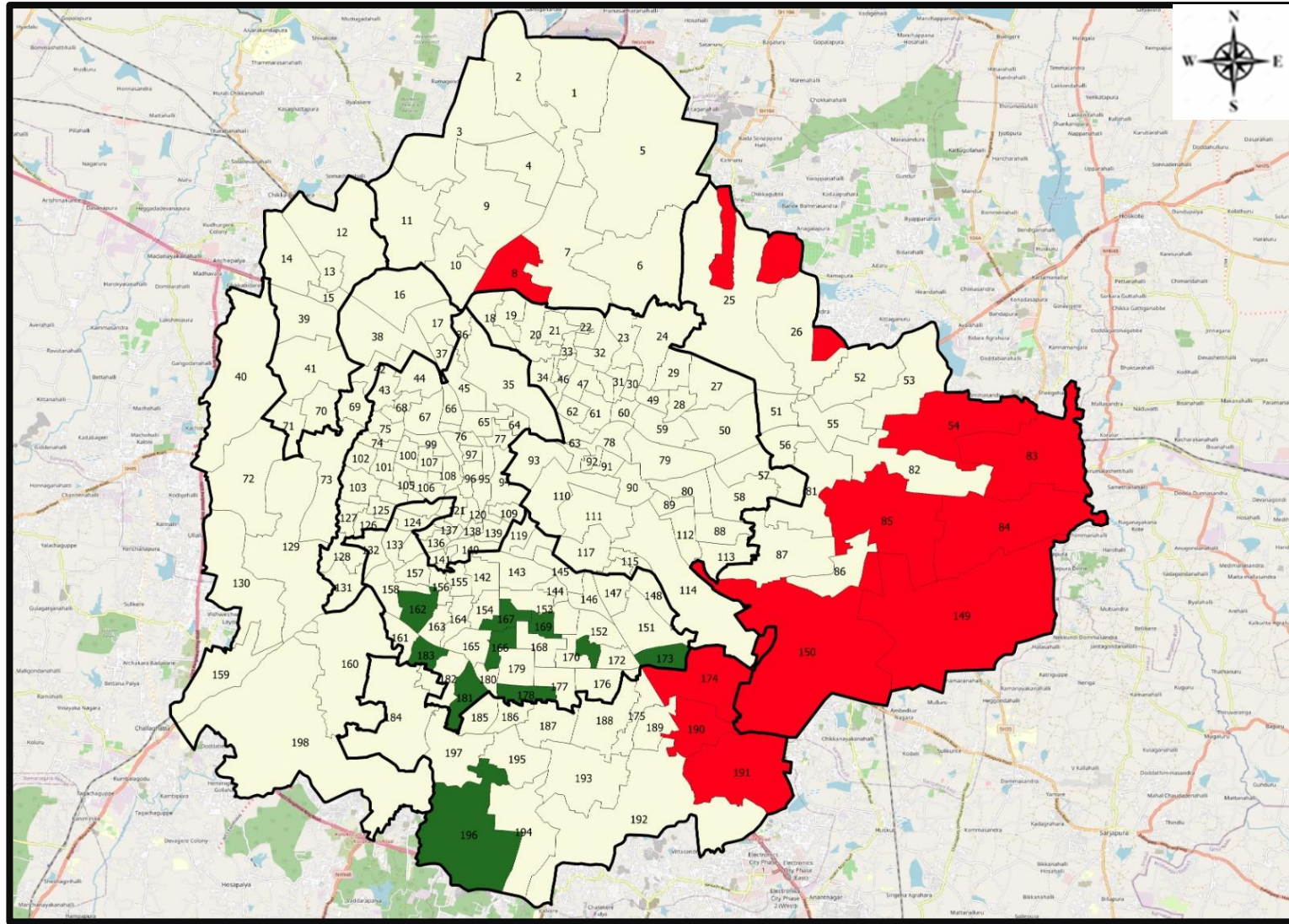


Total Test Conducted Till Date	Test Conducted Last 24 hours	Last 7 Days Average
3,23,37,227	2,086	4,213





# BENGALURU URBAN MAP SHOWING TREND OF POSITIVE CASES IN LAST 7 DAYS



### Top 10 wards reporting highest number of positive cases in last 10 days

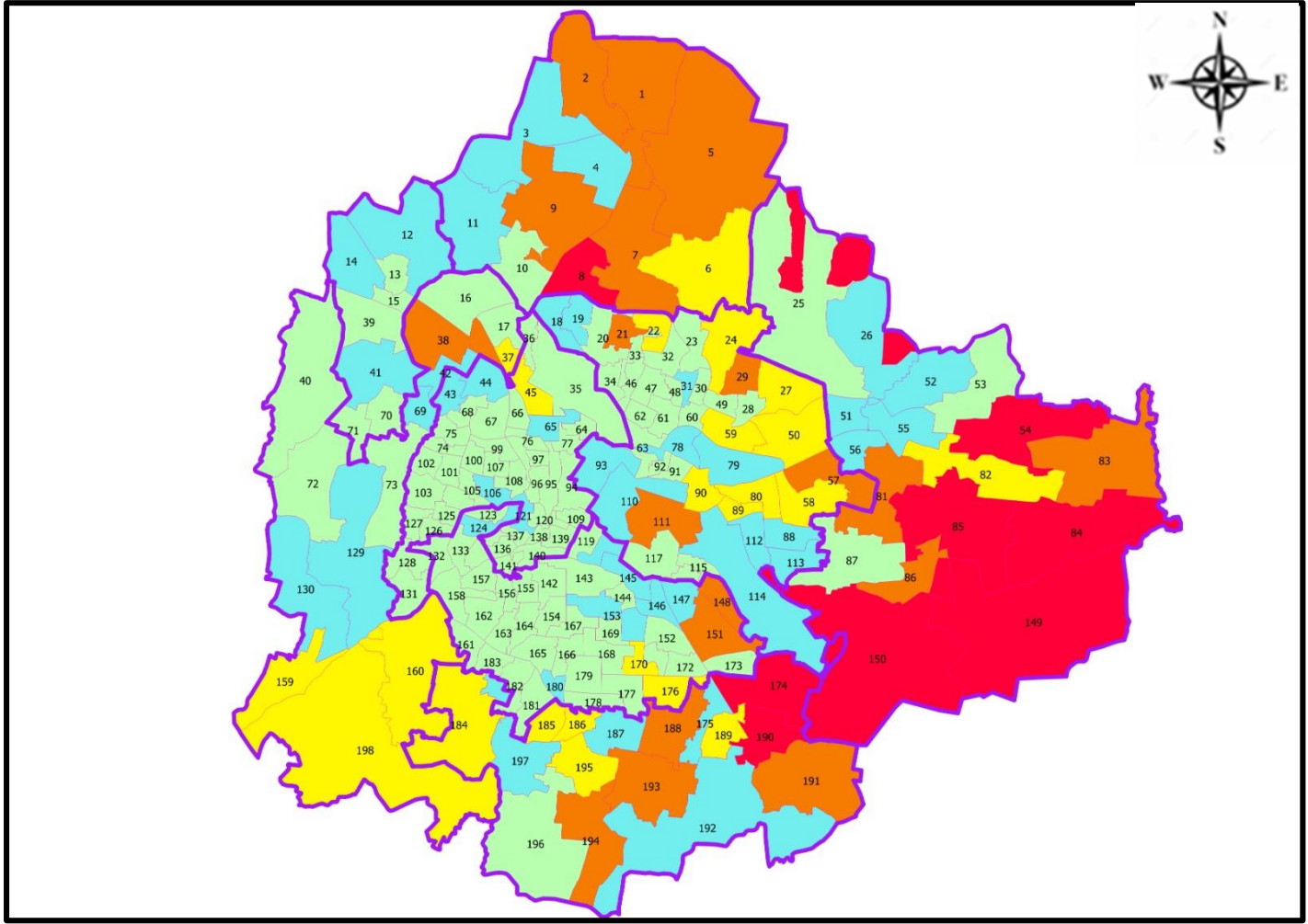
Ward No.	Ward Name	Daily Cases Average
150	Bellanduru	6
85	Dodda Nekkundi	4
174	HSR Layout	3
84	Hagadur	3
190	Mangammanapalya	2
54	Hudi	2
8	Kodigehalli	2
149	Varthuru	2
83	Kadugodi	2
191	Singasandra	2







### Top 10 wards reporting least number of positive cases in last 7 days

Ward No.	Ward Name	Daily Cases Average
196	Anjanapura	0
183	Chikkalsandra	0
181	Kumaraswamy Layout	0
178	Sarakki	0
173	Jakkasandra	0
171	Gurappanapalya	0
169	Byrasandra	0
167	Yediyur	0
166	Karisandra	0
162	Girinagara	0



# BENGALURU MAP SHOWING INTENSITY OF POSITIVE CASES IN LAST 7 DAYS



-  Level 1 : 0 to 1 Cases
-  Level 2 : 1 to 3 Cases
-  Level 3 : 3 to 5 Cases
-  Level 4 : 5 to 10 Cases
-  Level 5 : More than 10 Cases
-  Zone Boundaries

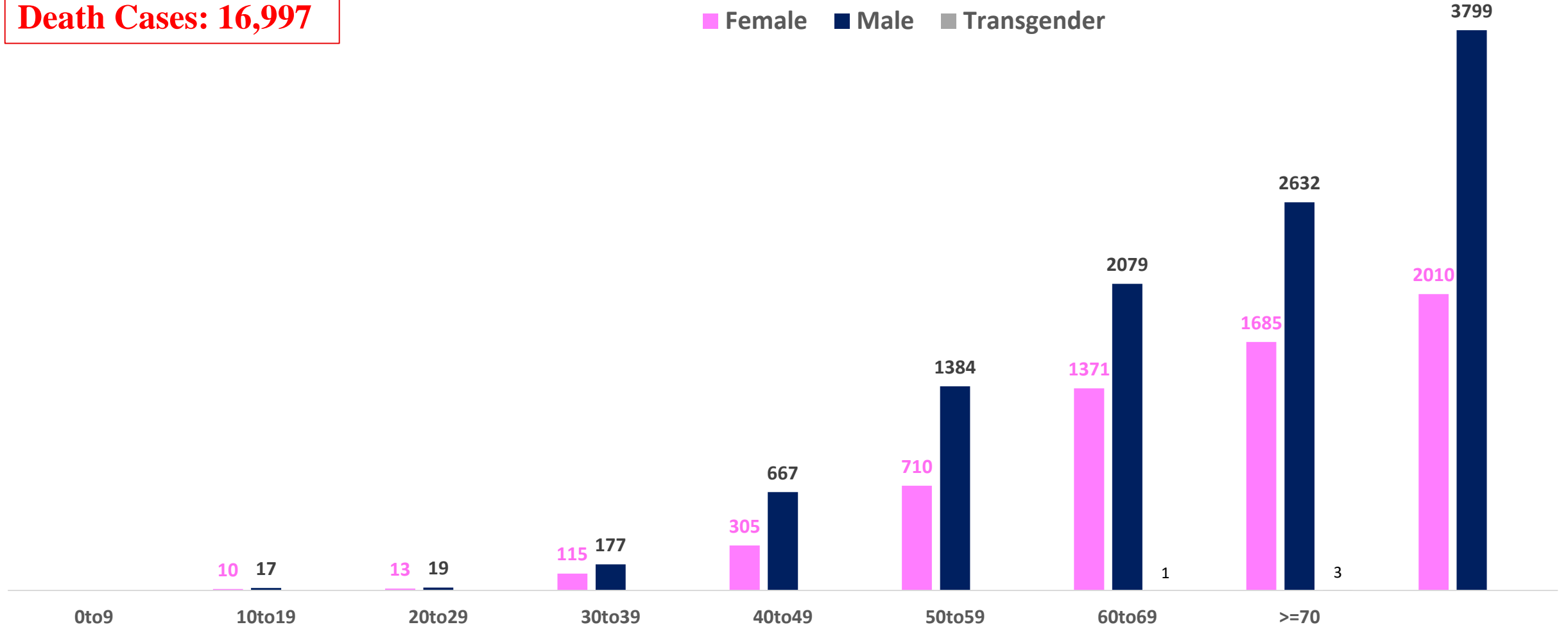




# AGE AND GENDER WISE DISTRIBUTION OF DEATH CASES



**Death Cases: 16,997**





# SNAPSHOT OF COVID-19 CASES IN BENGALURU URBAN



**Total Wards With  
< = 15 Cases\* :  
188**

**Tests Conducted  
on 01.05.2023:  
2,086**

**Recovery  
Rate\*:  
99.07%**

**Total  
Active Cases :  
608**

**Total Vaccinated  
on 01.05.2023:  
0**

**Positivity  
Rate\* :  
2.89%**

**Active  
Rate\*:  
0.03%**

**Case  
Fatality Rate\* :  
0.12%**





\*Total positive cases In the past 7 days

\*CFR and positivity is for Past 7 days



ಬೃಹತ್ ಬೆಂಗಳೂರು ಮಹಾನಗರ ಪಾಲಿಕೆ  
Bruhat Bengaluru Mahanagara Palike



<b>Download BBMP Bulletin</b>	<a href="https://apps.bbmpgov.in/covid19/mediabulletin.php">https://apps.bbmpgov.in/covid19/mediabulletin.php</a>
<b>To register for vaccination :</b>	<a href="https://selfregistration.cowin.gov.in/">https://selfregistration.cowin.gov.in/</a>
<b>BBMP COVID19 Dashboard:</b>	<a href="https://apps.bbmpgov.in/covid19/">https://apps.bbmpgov.in/covid19/</a>
<b>Follow us on:</b>	 <a href="http://www.facebook.com/bbmp.comm1/">www.facebook.com/bbmp.comm1/</a>
	 <a href="https://twitter.com/BBMPCOMM">twitter.com/BBMPCOMM</a>
	  <a href="https://www.instagram.com/BBMPSplHealth">BBMPSplHealth</a>

Issued by:

Honorable Chief Commissioner, BBMP  
Special Commissioner Health, BBMP  
MD, Bengaluru Smart City Limited

**THANK YOU !**

